
















# Gary Greene's BLUEBOOK

## Weekly Football Betting Magazine

### College Pages Includes :

-  **LAST WEEK'S BOXSCORE RESULTS**
-  **LAST YR'S SAME GAME BOXSCORE RESULTS**
-  **5 YEAR SITE HISTORY THIS WEEKS MATCHUPS**
-  **COLLEGE FOOTBALL TEAM BY TEAM LOGS**
-  **A.T.S. SIDES/TOTALS REPORTS**
-  **CFB OFFENSIVE/DEFENSIVE RANKINGS**
-  **COLLEGE FOOTBALL TOP TRENDS OF WEEK**

### NFL Pages Includes :

-  **NFL LAST WEEK'S BOXSCORE RESULTS**
-  **NFL 5 YEAR HISTORIES REPORT**
-  **NFL A.T.S./TOTALS REPORTS**
-  **NFL OFFENSIVE/DEFENSIVE RANKINGS**
-  **NFL SCORING BY QUARTERS REPORT**
-  **NFL TEAM BY TEAM LOGS**
-  **NFL TOP TRENDS OF WEEK**

**1.800.587.BLUE**

**Just \$99**

# BETVEGAS.tv NFL ATS Report

## Championship Round

### AFC Championship

TEAM	ALL ATS	SPREAD RECORDS						OVER/UNDER		
		HOME			AWAY			ALL	HOME	AWAY
		ALL	FAV	DOG	ALL	FAV	DOG			
Cincinnati	12- 5	5-3	4-3	1-0	7-2	5-2	2-0	7-10	4-4	3-6
Kansas City	7-11	3-6	3-5	0-1	4-5	3-5	1-0	8-10	2-7	6-3

### NFC Championship

Philadelphia	9- 9	7-3	7-3	0-0	2-6	2-5	0-1	10- 8	6-4	4-4
San Francisco	13- 6	9-2	9-1	0-1	4-4	3-4	1-0	10- 9	6-5	4-4

# BET VEGAS.tv NFL Quarters Scoring Championship Round

TEAM	GMS	1st	2nd	3rd	4th	OT	TEAM	GMS	1st	2nd	3rd	4th	OT
CINCINNATI	18	111	148	100	110	0	PHILADELPHIA	18	103	207	89	107	0
OPPONENTS		52	145	82	67	3	OPPONENTS		84	91	63	113	0
KANSAS CITY	18	100	182	113	119	9	SAN FRANCISCO	19	94	171	105	137	0
OPPONENTS		64	135	60	130	0	OPPONENTS		64	96	76	76	0

# **BET**VEGAS.tv **NFL 5-Year Report** **Championship Round**

NO Previous Meetings

TEAMS	LINE	SCORE	FIRST DOWNS	RUSH ATT	RUSH YRDS	YDS/ CARRY	PASS COMP	PASS ATT	PASS YDS	COMP %	TOTAL PLAYS	TOTAL YARDS	YDS/ POINT	TURN OVR
Jacksonville	52.0	20	20	19	144	7.6	24	39	205	62%	58	349	17.45	2
Kansas City	-9.5	27	23	30	144	4.8	27	37	218	73%	67	362	13.41	0
New York (NYG)	47.5	7	13	20	118	5.9	15	27	109	56%	47	227	32.43	1
Philadelphia	-8.0	38	26	44	268	6.1	16	24	148	67%	68	416	10.95	0
Cincinnati	49.0	27	30	34	172	5.1	23	36	240	64%	70	412	15.26	0
Buffalo	-5.5	10	18	19	63	3.3	25	42	262	60%	61	325	32.50	1
Dallas	46.0	12	15	22	76	3.5	23	37	206	62%	59	282	23.50	2
San Francisco	-3.5	19	21	32	113	3.5	19	29	199	66%	61	312	16.42	1

# BETVEGAS.tv NFL Defensive Report Championship Playoffs

TOT YDS	TEAM	AVG TOTAL	AVERAGE RUSH YDS	AVERAGE PASS YDS	QB SACKS	QB INT's	GMS	TOTAL YARDS	TOTAL RUSH	TOTAL PASS
1	Philadelphia	297	122 (17)	176 ( 1)	75 ( 1)	18 ( 6)	18	5350	2187	3163
2	San Francisco	301	79 ( 2)	222 (20)	48 (12)	23 ( 1)	19	5724	1501	4223
10	Kansas City	329	109 ( 9)	220 (18)	57 ( 3)	12 (21)	18	5928	1967	3961
7	Cincinnati	337	107 ( 7)	230 (24)	33 (29)	15 (17)	18	6060	1924	4136

# BET VEGAS.tv NFL Offensive Report Championship Playoffs

TOT YDS	TEAM	AVG TOTAL	AVERAGE RUSH YDS	AVERAGE PASS YDS	QB SACKS	QB INT 's	GMS	TOTAL YARDS	TOTAL RUSH	TOTAL PASS
1	Kansas City	411	117 (20)	293 ( 1)	26 (31)	12 ( 9)	18	7394	2114	5280
3	Philadelphia	391	154 ( 4)	236 ( 9)	45 (13)	9 ( 4)	18	7030	2777	4253
5	San Francisco	370	140 ( 7)	230 (13)	34 (27)	9 ( 5)	19	7033	2654	4379
10	Cincinnati	356	97 (27)	259 ( 7)	49 (10)	12 (10)	18	6414	1751	4663